



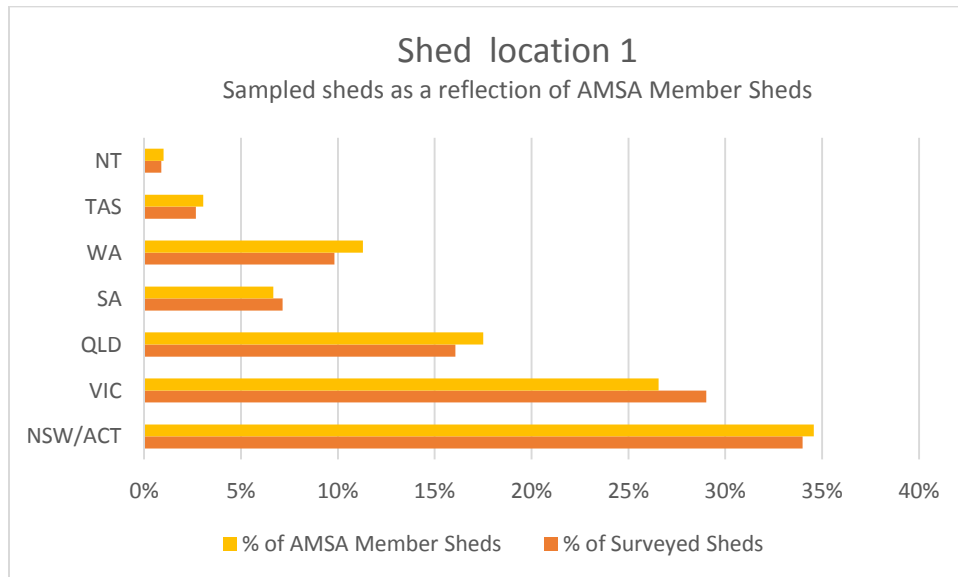
APPENDIX 1. DEMOGRAPHICS OF MEN'S SHEDS AND SHEDDERS CONSULTED

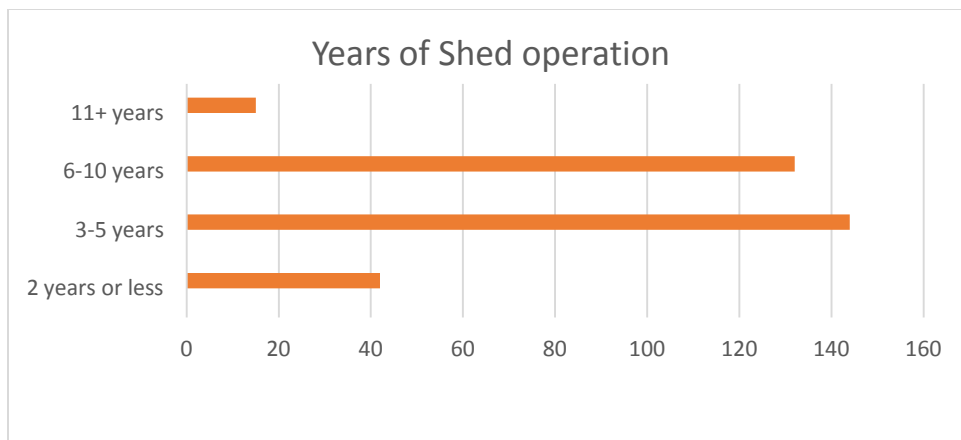
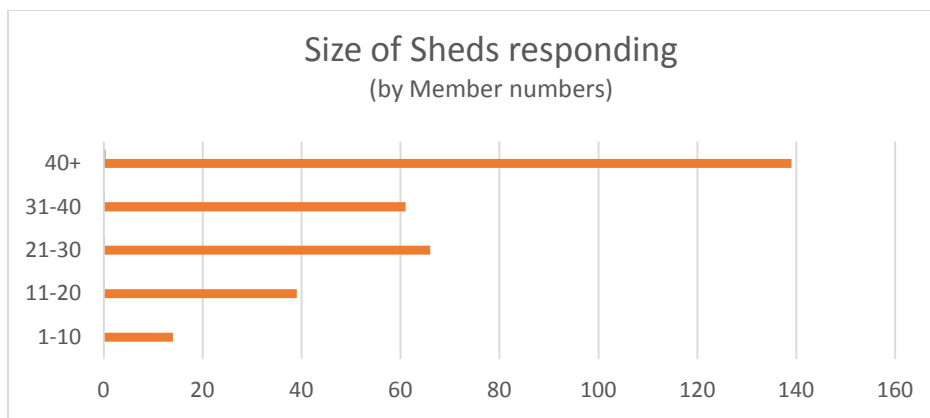
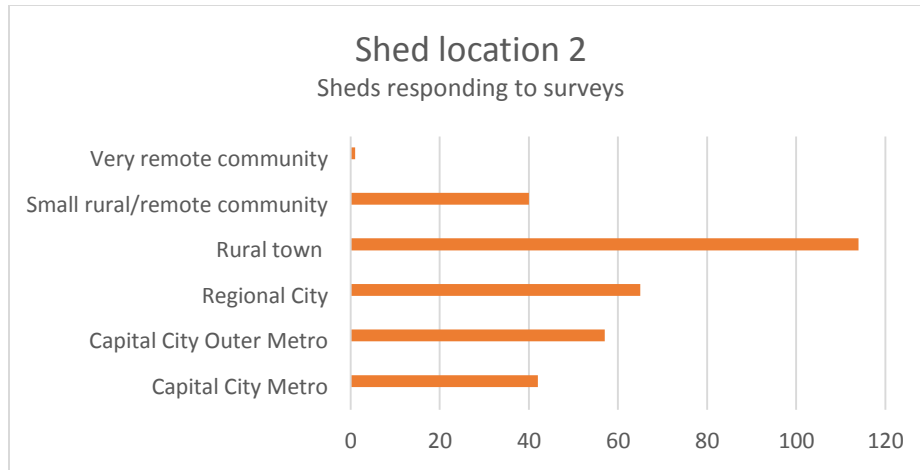
A series of questions were posed to Shed **Office Holders** (that is the representative of a Shed that is an AMSA Member) and to Shed **Members** (individuals who are Shedders) in different survey formats. Each AMSA Member Shed could submit one survey for their Shed. Office Holders were assumed to have direct contact with AMSA and were asked more specific questions about AMSA services. Shed members were assumed to have less direct contact with AMSA and were asked more general questions about their needs, their experience of AMSA resources and whether their needs are met.

1. Demogrphatics of Men's Sheds

Shed Office Holders' surveys were viewed by 833 people. Of these, 567 commenced a survey and 232 completed all the survey, representing a completion rate of 41%. All responses (whether the person completed all or only part of the survey) have been reported in the results.

Respondents to the Office Holders' surveys represented Men's Sheds from all jurisdictions in proportions that closely mirror the distribution of the whole AMSA Shed Membership by State/Territory and by type of location.





The majority of Office Holders (50%) responding to the survey had been an office holder for 2-5 years; and 24% had been office holders for more than 5 years. The remaining respondents had been office holders for 1-2 years (13%) or less than one year (13%).

The surveys asked Office Holders about communication facilities at their Sheds. Twenty per cent of Office Holders told us that their Sheds had one or more of these technologies at the Shed: internet access, a computer, a telephone, a printer, a scanner. This figure of 20% of Sheds with internet/computer facilities matches the figure reported by individual Shed members (in separate

surveys). Twenty-one Sheds said they had none of these facilities (i.e. no telephone or other communication technology at the Shed).

Office Holders said that their Members get information about their Shed and local Shed activities through word of mouth (23%), Shed meetings (22%), hard copy materials (18%), the internet (16%), promotional events at the Shed (11%) and local newspapers (9%).

2. Demographics of individual Shed members consulted

One hundred and fifty Individual Shed members participated in the research by completing an online survey or participating in a telephone interview or a small focus group (using the same survey questions).

Years involved in men's sheds	n=	%
1 - 6 Months	8	8%
7 - 12 Months	12	6%
1 - 2 Years	34	14%
3 - 5 Years	65	39%
More than 5 years	38	33%
<hr/>		
Age group	n=	%
Under 25	1	1%
26 - 35	1	1%
36 - 45	3	2%
46 - 55	7	4%
56 - 65	29	18%
66 - 75	93	59%
76+	23	15%
<hr/>		
Language spoken at home	n=	%
English	143	91%
Other ¹	14	9%
<hr/>		
Internet access	n=	%
At home	148	61%
At the Shed	32	13%
At the Library	45	18%
Other ²	19	8%
<hr/>		
Best way for AMSA to communicate	n=	%
Printed materials	55	19%
In Men's Shed meetings	75	26%
Via the Shed Coordinator	81	28%
AMSA website	46	16%
My local shed website	31	11%

¹ Other languages were: Dutch (n=2), German (n=2); Polish (n=1) Tagalog (n=1); Indonesian & Mandarin (n=1). Other respondents said "Australian".

² Respondents mentioned public places where Wi-Fi is available (e.g. McDonalds)

Other³

1%

³ These respondents said email was the best way to communicate (i.e. email directly to the individual member, rather than to the nominated Shed Office Holder). Note: AMSA does not hold the details of individual Shed members in their database)